

CFC 273 BASE SOUSSION

2.01\_Hall

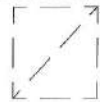
lanterneau

vitrages fixes anti-chute E160

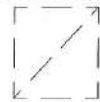
384 Aét. SDO. 200 c.c.+41.5 210 138<sup>s</sup> 210 60<sup>s</sup>  
320 320

2.031\_Salle de rythmique  
79 m<sup>2</sup>

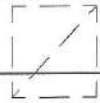
vélux 114/118



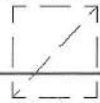
vélux 114/118



vélux 114/118



vélux 114/118



2.04\_Electricité

Aét. 300.100

2.032\_Dépôt  
23 m<sup>2</sup>

Aét. SDO. 100

90 65  
210

247<sup>s</sup>

70

